




自112年8月起免蓋註冊章

112學年度第1學期起




# 如何申請中文個人在學證明

*How to apply Chinese Certificate of Status for Current Students?*



請點選



自112年8月起免蓋註冊章

112學年度第1學期起

ANNOUNCEMENT OF THE REGISTRATION DIVISION



## 如何申請個人在學證明

限在學生、當學期辦理

Q

A

START

以下3種方式任一種都可以申請

至兩校校區「全功能成績列印機」繳費列印「在學證明書」(每份10元)。(使用一卡通或悠遊卡付費)

1 需付工本費


至「校務資訊系統-學生入口」學籍管理→列印在學證明書。(在校生列印下載線上版在學證明 本組將不另行蓋章。)

2 不需付工本費

持學生證正反面影印併同學生證正本至註冊組蓋章。(持繳費證明辦理)

3 不需付工本費

團體部分(10人以上)：至註冊組網站下載團體在學證明申請書



# Chinese Certificate of Status for Current Student Application for 2023 Autumn semester

## How to apply Chinese Certificate of Status for Current Students?

### By Multi Function Printer machine

- Apply enrollment status at Multi Function Printer machine, Pay with EasyCard or IPASS
- For Chinese version, will be printed immediately.
- Location: Erping Shan campus and Bajia campus

**1** 1 COPY for NTD\$10

### By online application

**Download in portal after paying tuition fee**

**2 FREE**

### Directly to office

Please bring the original student ID and a photocopy of its front and back to the Registration Division. A stamp will be issued on the copy of the student ID after verification.

**3 FREE**

THANK YOU  
SO MUCH!

